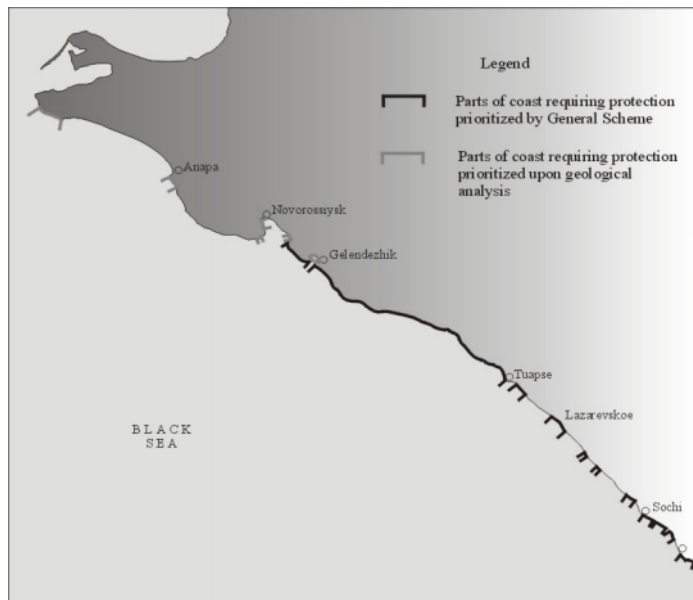


(~309)

(. 1).



.1.

19-

. (46 ,
1%)
25).

20-

1914 - 1916 .

1961

(master plan).

10

120

(1914-1967 .),

35 .

),
80-
25 .

35 10-15 (40
40%

994 (914
).
25-30%
25 (. 2). 20%



.2.

(1 3.5 , 16 35),



. 3.

57

13

(40, 1961)

).

50-

/ “ ” (

70

60-

2001


(. 4).

100

(5).



. 4. - 1977 , - 1990 ., - 2002 .



. 6.

1987

2000-

». 90-

«

1

1998

160

«

»

(. 7).

V-

80

35-40

5 ³ ₃



. 7.

/ “

”:

—

, —

(. 8).

2,7

570

(,)

().



. 8. : - , - ,
1990 1992 . 250 ³ 32-35 .
4 ³ .


(.9).



. 9. -

« » , -), (,

(. 10).



. 10. - / “ ”.

1.

2.

3.

)

0.03.

4.

40

20

5.

6.

7.

25-30

).

