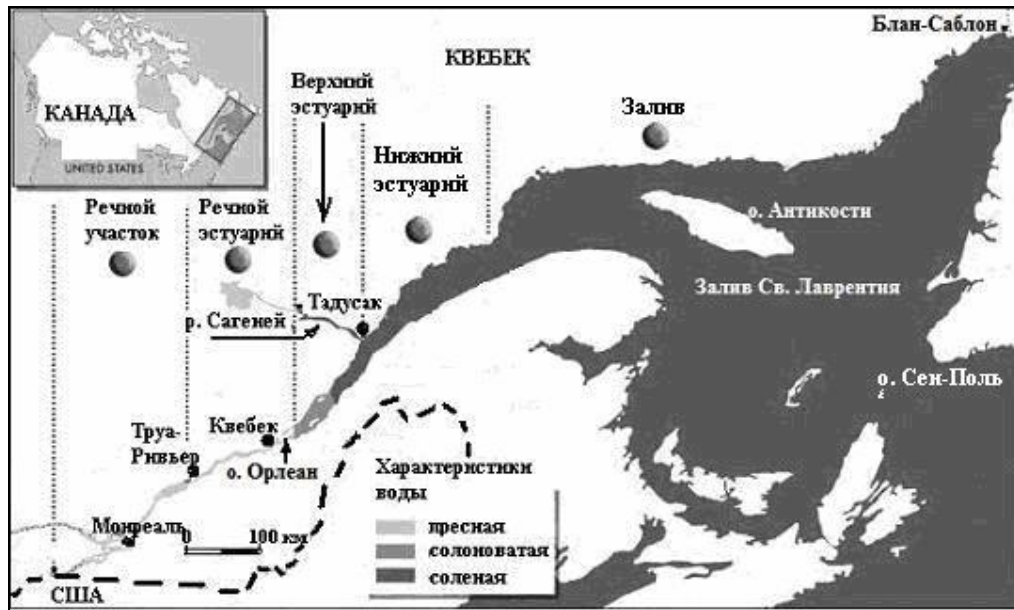


E-mail: [dolgopolova@gmail.com](mailto:dolgopolova@gmail.com)

7 ( )  
( ) ~ 0.3 [4].  
( - ) 0.4 – 0.5  
13  
[3], (18 ,  
) (15 ,  
) [2]. ( , 2.5 ) ( . 1),



. 1.

( . 2).  
~ 950

R/V, R V

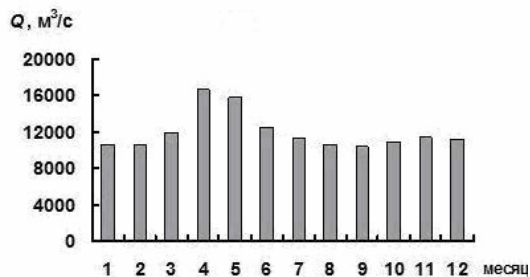
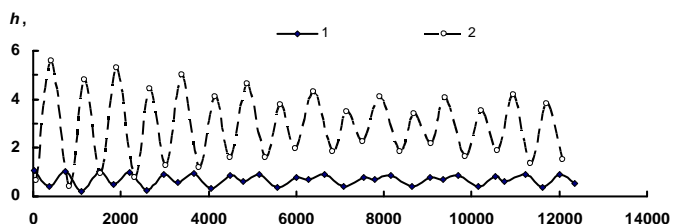
[2, 8].

$R/V$   
V

4

. 1.

, ...  $R/V > 1$ ,



. 2.

(. - , 1)  
(2), 15 - 23

2009

. 3.

1955

2000

1.

	$R/V$		
1	$\geq 1$		
2	$0.1 \div 1.0$		
3	$0.005 \div 0.1$		
4	$\leq 0.005$		

$R/V \cong 0.1 \div 1$ ,

$R/V \cong 0.005 \div 0.1$

$R/V < 0.005$ ,

$R/V$

~ 17000  $\text{m}^3/\text{год}$  (рис. 3).  
1955 – 2000 гг.:  $Q = 12013.25 \text{ m}^3/\text{год}$ .

20%  
[5].  
1470  $\text{m}^3/\text{год}$ .  
13383.3  $\text{m}^3/\text{год}$ .  
6 ( )  
 $R = 2.9 \cdot 10^8 \text{ m}^3$ .

[5] ~ 50 (рис. 1).  
 $0.12 - 0.68 \text{ m}^3/\text{год}$  (рис. 2).  
[5].

$3.85 \cdot 10^8 - 2.2 \cdot 10^9 \text{ m}^3$ ,  
 $1.8 \cdot 10^4 - 1.05 \cdot 10^5 \text{ m}^3/\text{год}$ ,  
 $R/V = 0.76 - 0.14$ .

[6].  
 $R/V$   
 $Q = 19800 \text{ m}^3/\text{год}$   $R/V \sim 0.02$ , ... [1]

[7].  
10  
 $R/V$

07-05-00406.

1. ... 378. 1983. ... 39 – 50.
2. // ... 2009. ... 36. ( ... ).
3. ... 1997. 176 .
4. ... « ... » , 28 – 31 ... . 2007. ... 37–40.

5. Bourgault D., Koutitonsky V.G. Real-time monitoring of the freshwater discharge at the head of the St. Lawrence Estuary. // *Atmosphere Ocean*. 1999. V. 37. No. 2. P. 203 – 220.
6. Bourgault D., Saucier F. J., Lin C.A. Shear instability in the St. Lawrence estuary, Canada: A comparison of fine-scale observations and estuarine circulation model results // *J. Geophys. Research*. 2001. V.106. P. 9393–9409.
7. Harms I.H., Hübner U., Backhaus J.O., Kulakov M., Stanovoy V., Stepanets O.V., Kodina L.A., Schlitzer R. 2002. Salt intrusions in Siberian river estuaries: observations and model experiments in Ob and Yenisei. EGS XXVII General Assembly, Nice, abstract #4537.
8. Tomczak M., Godfrey J. S. *Regional Oceanography: an Introduction*. 2nd improved edition. Delhi: Daya Publishing House. 2003. 390 p.